

# ACI Racing Weekend Mugello, 13-14 Luglio 2024

## Campionato Italiano GT Endurance - Classifica Qualifiche 3 GTCup

Aut.Int. Mugello 5.245 m

1 / 2

Num.	Conduuttore	Naz	Concorrente	Team	Auto	Classe	Tempo	Dist.	Rel.	Giri
1	<b>162 DI FABIO</b> Diego	ITA	DL Racing	DL Racing	Lamborghini Huracán ST EVO 2GTC-GTC1	2GTC-GTC1	<b>1'51.907</b>			3
2	<b>127 BERTON</b> Giovanni	ITA	Racevent	Racevent	Porsche 911 Cup 992	GTC-GTC2	<b>1'51.985</b>	0.078	0.078	3
3	<b>122 DI BENEDETTO</b> Davide	ITA	Ebimotors	Ebimotors	Porsche 911 Cup 992	GTC-GTC2	<b>1'52.019</b>	0.112	0.034	3
4	<b>202 BOLGER</b> Douglas	GBR	HC Racing Division	HC Racing Division	Lamborghini Huracán ST EVO 2GTC-GTC1.	2GTC-GTC1.	<b>1'52.094</b>	0.187	0.075	3
5	<b>212 CROCCOLINO</b> Filippo	ITA	Best Lap	Best Lap	Ferrari 488 Challenge Evo	GTC-GTC1.	<b>1'52.525</b>	0.618	0.431	4
6	<b>272 MAINETTI</b> Alessandro	ITA	DL Racing	DL Racing	Lamborghini Huracán ST EVO 2GTC-GTC1.	2GTC-GTC1.	<b>1'52.669</b>	0.762	0.144	3
7	<b>111 PATRINICOLA</b> Simone	ITA	Best Lap	Best Lap	Ferrari 488 Challenge Evo	GTC-GTC1	<b>1'52.868</b>	0.961	0.199	3
8	<b>172 CAIOLA</b> Alessio	ITA	DL Racing	DL Racing	Lamborghini Huracán ST EVO 2GTC-GTC1	2GTC-GTC1	<b>1'53.524</b>	1.617	0.656	4
9	<b>207 MENDEZ</b> Andres	COL	Invictus Corse	Invictus Corse	Lamborghini Huracán ST EVO 2GTC-GTC1.	2GTC-GTC1.	<b>1'53.878</b>	1.971	0.354	3
10	<b>255 PARISOTTO</b> Giacomo	ITA	Reparto Corse RAM	Reparto Corse RAM	Ferrari 488 Challenge Evo	GTC-GTC1.	<b>1'54.205</b>	2.298	0.327	3
11	<b>217 BURATTI</b> Andrea	ITA	EF Racing	EF Racing	Porsche 911 Cup 992	GTC-GTC2	<b>1'54.430</b>	2.523	0.225	4
12	<b>292 KNEZ</b> Matej	SVN	Centri Porsche Ticino	Centri Porsche Ticino	Porsche 911 Cup 992	GTC-GTC2.	<b>1'54.820</b>	2.913	0.390	4
13	<b>151 ATTIANESE</b> Luca	ITA	SR&R	SR&R	Ferrari 488 Challenge Evo	GTC-GTC1	<b>1'55.095</b>	3.188	0.275	3
14	<b>232 KOSIC</b> Matej	SVN	LEMA Racing	LEMA Racing	Lamborghini Huracán ST EVO 2GTC-GTC1.	2GTC-GTC1.	<b>1'56.280</b>	4.373	1.185	4
15	<b>103 BONTEMPELLI</b> Lorenzo	ITA	Easy Race	Easy Race	Ferrari 488 Challenge Evo	GTC-GTC1				0

Umidità	51%	Aria	30°C
Condizioni	DRY	Pista	46°C

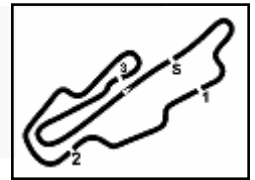
Stewards : Valerio Brizzolari Simone Leoni Gabriele Lancieri

13/07/2024 Inizio 17:54 Fine 18:02

Esposta alle: .....



Powered by FICr PERUGIA TIMING



**ACI Racing Weekend Mugello, 13-14 Luglio 2024**  
**Campionato Italiano GT Endurance - Classifica Qualifiche 3 GTCup**

Aut.Int. Mugello 5.245 m  
 2 / 2

**Penalty and Infringement**

**Fastest Laps Sequence**

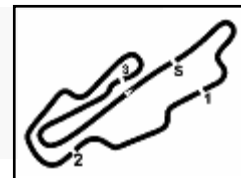
Num.	Concorrente	Naz	Team	Auto	Local Time	Tempo	Dist.	Media
127	G. BERTON	ITA	Racevent	Porsche 911 Cup 992	17:58'04.862	<b>1'52.954</b>		167,165
122	D. DI BENEDETTO	ITA	Ebimotors	Porsche 911 Cup 992	17:58'08.886	<b>1'52.072</b>	-0.882	168,481
127	G. BERTON	ITA	Racevent	Porsche 911 Cup 992	17:59'56.847	<b>1'51.985</b>	-0.087	168,612
162	D. DI FABIO	ITA	DL Racing	Lamborghini Huracán ST EVO 2	18:00'05.478	<b>1'51.907</b>	-0.078	168,729

Stewards : Valerio Brizzolari Simone Leoni Gabriele Lancieri

13/07/2024 Inizio 17:54 Fine 18:02

Esposta alle: .....





# ACI Racing Weekend Mugello, 13-14 Luglio 2024

## Campionato Italiano GT Endurance - Best Sectors & Speed Qualifiche 3 GTCup

Aut.Int. Mugello 5.245 m

### MIGLIOR GIRO

1	<b>162 DI FABIO</b> Diego	Lamborghini Huracán ST EVO 2	1'51.907
2	<b>127 BERTON</b> Giovanni	Porsche 911 Cup 992	1'51.985
3	<b>122 DI BENEDETTO</b> Davide	Porsche 911 Cup 992	1'52.019
4	<b>202 BOLGER</b> Douglas	Lamborghini Huracán ST EVO 2	1'52.094
5	<b>212 CROCCOLINO</b> Filippo	Ferrari 488 Challenge Evo	1'52.525
6	<b>272 MAINETTI</b> Alessandro	Lamborghini Huracán ST EVO 2	1'52.669
7	<b>111 PATRINICOLA</b> Simone	Ferrari 488 Challenge Evo	1'52.868
8	<b>172 CAIOLA</b> Alessio	Lamborghini Huracán ST EVO 2	1'53.524
9	<b>207 MENDEZ</b> Andres	Lamborghini Huracán ST EVO 2	1'53.878
10	<b>255 PARISOTTO</b> Giacomo	Ferrari 488 Challenge Evo	1'54.205
11	<b>217 BURATTI</b> Andrea	Porsche 911 Cup 992	1'54.430
12	<b>292 KNEZ</b> Matej	Porsche 911 Cup 992	1'54.820
13	<b>151 ATTIANESE</b> Luca	Ferrari 488 Challenge Evo	1'55.095
14	<b>232 KOSIC</b> Matej	Lamborghini Huracán ST EVO 2	1'56.280
15	<b>103 BONTEMPELLI</b> Lorenzo	Ferrari 488 Challenge Evo	

### SPEED

1	212 <b>CROCCOLINO</b> Filippo	Ferrari 488 Challenge Evo	268,7
2	111 <b>PATRINICOLA</b> Simone	Ferrari 488 Challenge Evo	266,0
3	255 <b>PARISOTTO</b> Giacomo	Ferrari 488 Challenge Evo	264,7
4	122 <b>DI BENEDETTO</b> Davide	Porsche 911 Cup 992	260,9
5	217 <b>BURATTI</b> Andrea	Porsche 911 Cup 992	260,9
6	127 <b>BERTON</b> Giovanni	Porsche 911 Cup 992	259,6
7	272 <b>MAINETTI</b> Alessandro	Lamborghini Huracán ST EVO 2	258,4
8	151 <b>ATTIANESE</b> Luca	Ferrari 488 Challenge Evo	258,4
9	207 <b>MENDEZ</b> Andres	Lamborghini Huracán ST EVO 2	257,8
10	172 <b>CAIOLA</b> Alessio	Lamborghini Huracán ST EVO 2	257,8
11	202 <b>BOLGER</b> Douglas	Lamborghini Huracán ST EVO 2	257,1
12	162 <b>DI FABIO</b> Diego	Lamborghini Huracán ST EVO 2	256,5
13	292 <b>KNEZ</b> Matej	Porsche 911 Cup 992	256,5
14	232 <b>KOSIC</b> Matej	Lamborghini Huracán ST EVO 2	252,9

### SEG. 1

1	122 <b>DI BENEDETTO</b> Davide	26.751
2	212 <b>CROCCOLINO</b> Filippo	26.908
3	202 <b>BOLGER</b> Douglas	26.965
4	127 <b>BERTON</b> Giovanni	27.012
5	272 <b>MAINETTI</b> Alessandro	27.027
6	162 <b>DI FABIO</b> Diego	27.034
7	172 <b>CAIOLA</b> Alessio	27.123
8	111 <b>PATRINICOLA</b> Simone	27.124
9	255 <b>PARISOTTO</b> Giacomo	27.243
10	207 <b>MENDEZ</b> Andres	27.302
11	217 <b>BURATTI</b> Andrea	27.423
12	292 <b>KNEZ</b> Matej	27.649
13	151 <b>ATTIANESE</b> Luca	27.854
14	232 <b>KOSIC</b> Matej	27.905

### SEG. 2

1	162 <b>DI FABIO</b> Diego	22.653
2	202 <b>BOLGER</b> Douglas	22.719
3	212 <b>CROCCOLINO</b> Filippo	22.792
4	127 <b>BERTON</b> Giovanni	22.870
5	122 <b>DI BENEDETTO</b> Davide	22.926
6	272 <b>MAINETTI</b> Alessandro	22.989
7	111 <b>PATRINICOLA</b> Simone	23.078
8	255 <b>PARISOTTO</b> Giacomo	23.285
9	172 <b>CAIOLA</b> Alessio	23.350
10	292 <b>KNEZ</b> Matej	23.365
11	151 <b>ATTIANESE</b> Luca	23.509
12	207 <b>MENDEZ</b> Andres	23.534
13	217 <b>BURATTI</b> Andrea	23.645
14	232 <b>KOSIC</b> Matej	24.134

### SEG. 3

1	127 <b>BERTON</b> Giovanni	35.429
2	162 <b>DI FABIO</b> Diego	35.492
3	202 <b>BOLGER</b> Douglas	35.582
4	122 <b>DI BENEDETTO</b> Davide	35.692
5	272 <b>MAINETTI</b> Alessandro	35.695
6	217 <b>BURATTI</b> Andrea	35.976
7	207 <b>MENDEZ</b> Andres	36.056
8	212 <b>CROCCOLINO</b> Filippo	36.078
9	111 <b>PATRINICOLA</b> Simone	36.159
10	172 <b>CAIOLA</b> Alessio	36.218
11	255 <b>PARISOTTO</b> Giacomo	36.612
12	151 <b>ATTIANESE</b> Luca	36.766
13	292 <b>KNEZ</b> Matej	36.821
14	232 <b>KOSIC</b> Matej	36.830

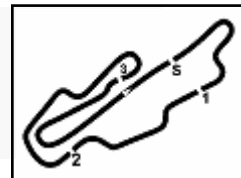
### SEG. 4

1	212 <b>CROCCOLINO</b> Filippo	26.353
2	111 <b>PATRINICOLA</b> Simone	26.378
3	122 <b>DI BENEDETTO</b> Davide	26.473
4	127 <b>BERTON</b> Giovanni	26.509
5	202 <b>BOLGER</b> Douglas	26.602
6	162 <b>DI FABIO</b> Diego	26.728
7	255 <b>PARISOTTO</b> Giacomo	26.756
8	292 <b>KNEZ</b> Matej	26.814
9	172 <b>CAIOLA</b> Alessio	26.833
10	207 <b>MENDEZ</b> Andres	26.860
11	272 <b>MAINETTI</b> Alessandro	26.864
12	151 <b>ATTIANESE</b> Luca	26.929
13	217 <b>BURATTI</b> Andrea	26.953
14	232 <b>KOSIC</b> Matej	27.346

13/07/2024

Powered by FICR PERUGIA TIMING





# ACI Racing Weekend Mugello, 13-14 Luglio 2024

## Campionato Italiano GT Endurance - Analisi Tempi Qualifiche 3 GTCup

Aut.Int. Mugello 5.245 m

111 Best Lap (1'52.868)								207 Invictus Corse (1'53.878)							
Giro	Seg.1	Seg.2	Seg.3	Seg.4	T. Giro	km/h	Local Time	Giro	Seg.1	Seg.2	Seg.3	Seg.4	T. Giro	km/h	Local Time
Simone Patrinicola								Andres Mendez							
1								1							
2	38.341	27.126	39.876	29.219	2'14.562P	149,6	17:56'39.260	2	36.114	25.091	39.521	28.258	2'08.984P	169,8	17:56'41.151
3	27.284	<b>23.078</b>	36.395	<b>26.378</b>	1'53.135	263,4	17:58'32.395	3	27.754	23.607	<b>36.056</b>	26.958	1'54.375	255,9	17:58'35.526
4	27.175	23.085	<b>36.159</b>	26.449	<b>1'52.868</b>	265,4	18:00'25.263	4	<b>27.302</b>	<b>23.534</b>	36.182	<b>26.860</b>	<b>1'53.878</b>	256,5	18:00'29.404
5	<b>27.124</b>	23.406	41.792			<b>266,0</b>		5	28.201	24.055	39.489			<b>257,8</b>	

122 Ebimotors (1'52.019)								212 Best Lap (1'52.525)							
Giro	Seg.1	Seg.2	Seg.3	Seg.4	T. Giro	km/h	Local Time	Giro	Seg.1	Seg.2	Seg.3	Seg.4	T. Giro	km/h	Local Time
Davide Di Benedetto								Filippo Croccolino							
1								1							
2	39.057	23.981	39.819	27.360	2'10.217P	125,6	17:56'16.814	2	38.538	26.776	43.826	28.378	2'17.518P	160,5	17:56'43.855
3	26.981	<b>22.926</b>	<b>35.692</b>	<b>26.473</b>	1'52.072	259,0	17:58'08.886	3	27.568	23.156	36.195	26.447	1'53.366	267,3	17:58'37.221
4	<b>26.751</b>	22.981	35.710	26.577	<b>1'52.019</b>	<b>260,9</b>	18:00'00.905	4	27.136	22.987	<b>36.078</b>	<b>26.353</b>	1'52.554	<b>268,7</b>	18:00'29.775
5	26.964	23.538	44.127			260,2		5	<b>26.908</b>	<b>22.792</b>	36.401	26.424	<b>1'52.525</b>	<b>268,7</b>	18:02'22.300

127 Racevent (1'51.985)								217 EF Racing (1'54.430)							
Giro	Seg.1	Seg.2	Seg.3	Seg.4	T. Giro	km/h	Local Time	Giro	Seg.1	Seg.2	Seg.3	Seg.4	T. Giro	km/h	Local Time
Giovanni Berton								Andrea Buratti							
1		25.742	37.890	27.380		158,4		1							
2	27.526	23.176	35.743	<b>26.509</b>	1'52.954	257,8	17:58'04.862	2	40.222	24.526	41.021	27.908	2'13.677P	113,1	17:56'23.545
3	27.038	<b>22.870</b>	35.521	26.556	<b>1'51.985</b>	<b>259,6</b>	17:59'56.847	3	27.708	23.772	<b>35.976</b>	27.084	1'54.540	<b>260,9</b>	17:58'18.085
4	<b>27.012</b>	22.881	<b>35.429</b>	26.709	1'52.031	259,0	18:01'48.878	4	27.735	<b>23.645</b>	36.211	27.198	1'54.789	260,2	18:00'12.874
								5	<b>27.423</b>	23.701	36.353	<b>26.953</b>	<b>1'54.430</b>	259,6	18:02'07.304

151 SR&R (1'55.095)								232 LEMA Racing (1'56.280)							
Giro	Seg.1	Seg.2	Seg.3	Seg.4	T. Giro	km/h	Local Time	Giro	Seg.1	Seg.2	Seg.3	Seg.4	T. Giro	km/h	Local Time
Luca Attianese								Matej Kosic							
1								1							
2	36.330	24.360	37.155	27.480	2'05.325P	169,8	17:57'11.534	2	36.329	25.070	40.144	29.778	2'11.321P	162,9	17:56'50.213
3	27.863	23.608	<b>36.766</b>	27.034	1'55.271	254,1	17:59'06.805	3	28.276	24.382	37.453	27.493	1'57.604	250,6	17:58'47.817
4	<b>27.854</b>	<b>23.509</b>	36.803	<b>26.929</b>	<b>1'55.095</b>	<b>258,4</b>	18:01'01.900	4	<b>27.905</b>	24.560	36.876	<b>27.346</b>	1'56.687	<b>252,9</b>	18:00'44.504
								5	27.955	<b>24.134</b>	<b>36.830</b>	27.361	<b>1'56.280</b>	250,0	18:02'40.784

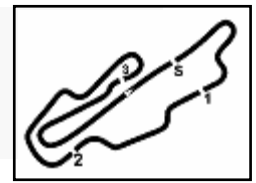
162 DL Racing (1'51.907)								255 Reparto Corse RAM (1'54.205)							
Giro	Seg.1	Seg.2	Seg.3	Seg.4	T. Giro	km/h	Local Time	Giro	Seg.1	Seg.2	Seg.3	Seg.4	T. Giro	km/h	Local Time
Diego Di Fabio								Giacomo Parisotto							
1								1							
2	41.767	24.054	38.364	28.300	2'12.485P	101,2	17:56'20.230	2		27.630	42.045	28.397		165,4	
3	27.439	22.775	36.242	26.885	1'53.341	254,7	17:58'13.571	2	27.892	24.043	37.989	27.307	1'57.231	262,8	17:58'15.419
4	<b>27.034</b>	<b>22.653</b>	<b>35.492</b>	<b>26.728</b>	<b>1'51.907</b>	255,9	18:00'05.478	3	27.678	23.499	36.625	<b>26.756</b>	1'54.558	<b>264,7</b>	18:00'09.977
5	27.079	22.851	36.942			<b>256,5</b>		4	<b>27.243</b>	<b>23.285</b>	<b>36.612</b>	27.065	<b>1'54.205</b>	264,1	18:02'04.182

172 DL Racing (1'53.524)								272 DL Racing (1'52.669)							
Giro	Seg.1	Seg.2	Seg.3	Seg.4	T. Giro	km/h	Local Time	Giro	Seg.1	Seg.2	Seg.3	Seg.4	T. Giro	km/h	Local Time
Alessio Caiola								Alessandro Mainetti							
1								1							
2	43.263	25.041	38.211	30.234	2'16.749P	119,3	17:56'21.441	2		26.118	37.671	27.572		159,5	
3	27.867	24.059	37.166	26.951	1'56.043	254,1	17:58'17.484	2	27.227	23.353	36.012	<b>26.864</b>	1'53.456	257,1	17:58'06.471
4	27.476	23.549	36.591	26.846	1'54.462	<b>257,8</b>	18:00'11.946	3	<b>27.027</b>	<b>22.989</b>	<b>35.695</b>	26.958	<b>1'52.669</b>	257,8	17:59'59.140
5	<b>27.123</b>	<b>23.350</b>	<b>36.218</b>	<b>26.833</b>	<b>1'53.524</b>	255,9	18:02'05.470	4	27.407	23.403	37.160	27.910	1'55.880	<b>258,4</b>	18:01'55.020

202 HC Racing Division (1'52.094)								292 Centri Porsche Ticino (1'54.820)							
Giro	Seg.1	Seg.2	Seg.3	Seg.4	T. Giro	km/h	Local Time	Giro	Seg.1	Seg.2	Seg.3	Seg.4	T. Giro	km/h	Local Time
Douglas Bolger								Matej Knez							
1								1							
2	37.015	26.957	42.612	29.505	2'16.089P	169,0	17:56'49.254	2	41.395	24.838	42.277	27.879	2'16.389P	112,2	17:56'32.356
3	28.035	23.181	35.639	27.064	1'53.919	<b>257,1</b>	17:58'43.173	3	28.098	23.718	37.041	<b>26.814</b>	1'55.671	255,9	17:58'28.027
4	<b>26.965</b>	22.945	<b>35.582</b>	<b>26.602</b>	<b>1'52.094</b>	253,5	18:00'35.267	4	27.675	23.611	37.182	27.058	1'55.526	<b>256,5</b>	18:00'23.553
5	27.053	<b>22.719</b>	39.044			254,1		5	<b>27.649</b>	<b>23.365</b>	<b>36.821</b>	26.985	<b>1'54.820</b>	<b>256,5</b>	18:02'18.373

13/07/2024


P = Box In/Out - C = Tempo Invalidato



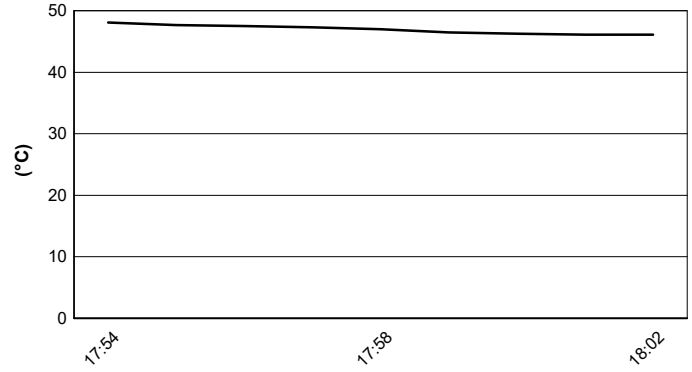
Aut.Int. Mugello 5.245 m

**ACI Racing Weekend Mugello, 13-14 Luglio 2024**  
**Campionato Italiano GT Endurance - Meteo Qualifiche 3 GTCup**  
 Session started 17:54 - Session ended 18:02

**Air Temperature**




**Track Temperature**



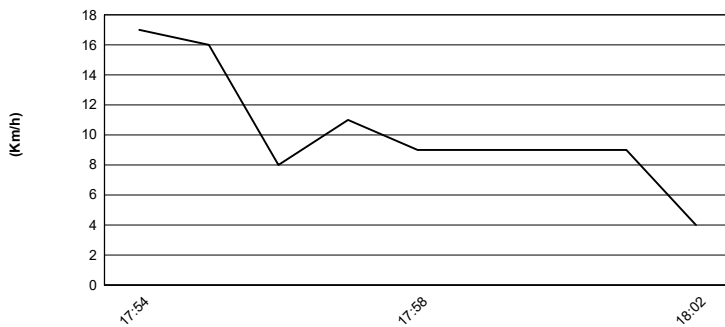
**Air Pressure**



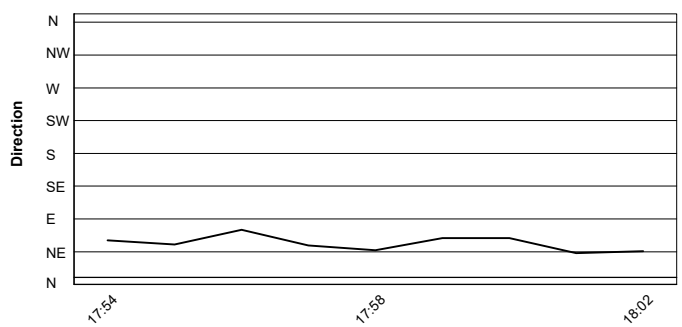
**Humidity**



**Wind Speed**

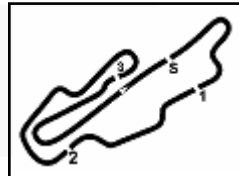


**Wind Direction**



13/07/2024





# ACI Racing Weekend Mugello, 13-14 Luglio 2024

## Campionato Italiano GT Endurance - Classifica Riepilogativa Qualifiche

Aut.Int. Mugello 5.245 m

Num. Concorrente	Team	Auto	Classe	QP1	QP2	QP3	Tempo	Dist.	Rel.	Giri	
1	27 Scuderia Baldini	SCUDERIA BALDINI	Ferrari 296	GT3-GT3PF	1'47.558	1'47.055	<b>1'46.881</b>	<b>5'21.494</b>		11	
2	51 AF Corse	AF CORSE	Ferrari 488	GT3-GT3PA	1'46.359	1'50.006	<b>1'45.922</b>	<b>5'22.287</b>	0.793	0.793	11
3	19 VSR	VSR	Lamborghini Huracán EVO 2	GT3-GT3PF	1'47.714	1'47.361	<b>1'47.232</b>	<b>5'22.307</b>	0.813	0.020	9
4	17 EF Racing	EF RACING	Porsche 911 R 992	GT3-GT3PF	1'47.429	1'47.873	<b>1'47.231</b>	<b>5'22.533</b>	1.039	0.226	11
5	50 AF Corse	AF CORSE	Ferrari 296	GT3-GT3PA	1'47.811	<b>1'47.680</b>	1'47.866	<b>5'23.357</b>	1.863	0.824	12
6	12 Tresor Audi Sport Italia	TRESOR AUDI SPORT ITALIA	Audi R8 LMS	GT3-GT3PF	1'47.758	1'48.125	<b>1'47.511</b>	<b>5'23.394</b>	1.900	0.037	9
7	99 Tresor Audi Sport Italia	TRESOR AUDI SPORT ITALIA	Audi R8 LMS	GT3-GT3PF	1'47.954	<b>1'47.900</b>	1'48.127	<b>5'23.981</b>	2.487	0.587	10
8	16 AKM Motorsport	AKM MOTORSPORT	Mercedes AMG	GT3-GT3PA	1'48.807	1'48.026	<b>1'47.445</b>	<b>5'24.278</b>	2.784	0.297	10
9	7 BMW Italia Ceccato Racing	BMW ITALIA CECCATO RACING	BMW G82 M4	GT3-GT3PF	1'49.243	1'48.520	<b>1'47.069</b>	<b>5'24.832</b>	3.338	0.554	9
10	85 Imperiale Sport Car Service	IMPERIALE SPORT CAR SERVICE	Lamborghini Huracán EVO 2	GT3-GT3PA	1'48.553	1'48.870	<b>1'47.611</b>	<b>5'25.034</b>	3.540	0.202	12
11	55 Nova Race Events	NOVA RACE EVENTS	Honda NSX GT3	GT3-GT3PA	1'48.449	<b>1'47.815</b>	1'49.054	<b>5'25.318</b>	3.824	0.284	12
12	63 VSR	VSR	Lamborghini Huracán EVO 2	GT3-GT3PA	<b>1'48.111</b>	1'48.623	1'48.889	<b>5'25.623</b>	4.129	0.305	9
13	8 BMW Italia Ceccato Racing	BMW ITALIA CECCATO RACING	BMW G82 M4	GT3-GT3PA	1'49.623	1'49.034	<b>1'47.550</b>	<b>5'26.207</b>	4.713	0.584	9
14	5 L&A Infinity	L&A INFINITY	Aston Martin Vantage AMR	GT3-GT3PA	1'49.680	1'50.117	<b>1'47.341</b>	<b>5'27.138</b>	5.644	0.931	9
15	75 Colavita Leonardo	DOUBLE TT RACING	Ferrari 488	GT3-GT3AM	<b>1'48.273</b>	1'48.658	1'50.461	<b>5'27.392</b>	5.898	0.254	11
16	33 Auto Sport Racing	STAR PERFORMANCE	Lamborghini Huracán EVO 2	GT3-GT3AM	1'48.754	1'52.480	<b>1'47.966</b>	<b>5'29.200</b>	7.706	1.808	10
17	54 Imperiale Sport Car Service	IMPERIALE SPORT CAR SERVICE	Lamborghini Huracán EVO 2	GT3-GT3AM	1'52.289	1'49.751	<b>1'49.065</b>	<b>5'31.105</b>	9.611	1.905	12
18	28 Nova Race Events	NOVA RACE EVENTS	Mercedes AMG	GT3-GT3AM	1'52.429	<b>1'48.795</b>	1'50.902	<b>5'32.126</b>	10.632	1.021	12
19	77 Nova Race Events	NOVA RACE EVENTS	Honda NSX GT3	GT3-GT3AM	1'52.235	1'50.473	<b>1'49.489</b>	<b>5'32.197</b>	10.703	0.071	12
20	66 VSR	VSR	Lamborghini Huracán EVO 2	GT3-GT3PA	1'54.406	1'49.476	<b>1'48.503</b>	<b>5'32.385</b>	10.891	0.188	10
21	3 Pellin Racing	PELLIN RACING	Ferrari 488	GT3PA	1'48.986	1'56.434	<b>1'47.913</b>	<b>5'33.333</b>	11.839	0.948	10
22	162 DL Racing	DL RACING	Lamborghini Huracán ST EVO 2	GTC-GTC1I	<b>1'51.668</b>	1'53.951	1'51.907	<b>5'37.526</b>	16.032	4.193	9
23	172 DL Racing	DL RACING	Lamborghini Huracán ST EVO 2	GTC-GTC1I	<b>1'52.013</b>	1'52.268	1'53.524	<b>5'37.805</b>	16.311	0.279	11
24	127 Racevent	RACEVENT	Porsche 911 Cup 992	GTC-GTC2I	1'54.101	<b>1'51.855</b>	1'51.985	<b>5'37.941</b>	16.447	0.136	10
25	32 Auto Sport Racing	STAR PERFORMANCE	Lamborghini Huracán EVO 2	GT3-GT3AM	1'51.891	<b>1'51.042</b>	1'55.079	<b>5'38.012</b>	16.518	0.071	10
26	202 HC Racing Division	HC RACING DIVISION	Lamborghini Huracán ST EVO 2	GTC-GTC1I	1'53.442	1'53.253	<b>1'52.094</b>	<b>5'38.789</b>	17.295	0.777	11
27	212 Best Lap	BEST LAP	Ferrari 488 Challenge Evo	GTC-GTC1I	1'54.561	1'52.831	<b>1'52.525</b>	<b>5'39.917</b>	18.423	1.128	11
28	272 DL Racing	DL RACING	Lamborghini Huracán ST EVO 2	GTC-GTC1I	1'52.824	1'54.971	<b>1'52.669</b>	<b>5'40.464</b>	18.970	0.547	10
29	111 Best Lap	BEST LAP	Ferrari 488 Challenge Evo	GTC-GTC1I	1'53.369	1'54.244	<b>1'52.868</b>	<b>5'40.481</b>	18.987	0.017	10
30	122 Ebimotors	EBIMOTORS	Porsche 911 Cup 992	GTC-GTC2I	1'52.020	1'57.234	<b>1'52.019</b>	<b>5'41.273</b>	19.779	0.792	11
31	255 Reparto Corse RAM	REPARTO CORSE RAM	Ferrari 488 Challenge Evo	GTC-GTC1I	<b>1'54.102</b>	1'54.967	1'54.205	<b>5'43.274</b>	21.780	2.001	9
32	217 EF Racing	EF RACING	Porsche 911 Cup 992	GTC-GTC2I	1'55.446	<b>1'53.510</b>	1'54.430	<b>5'43.386</b>	21.892	0.112	11
33	207 Invictus Corse	INVICTUS CORSE	Lamborghini Huracán ST EVO 2	GTC-GTC1I	1'55.044	1'54.510	<b>1'53.878</b>	<b>5'43.432</b>	21.938	0.046	9
34	292 Centri Porsche Ticino	CENTRI PORSCHE TICINO	Porsche 911 Cup 992	GTC-GTC2I	1'57.568	<b>1'51.329</b>	1'54.820	<b>5'43.717</b>	22.223	0.285	9
35	151 SR&R	SR&R	Ferrari 488 Challenge Evo	GTC-GTC1I	1'54.956	<b>1'54.903</b>	1'55.095	<b>5'44.954</b>	23.460	1.237	7
36	232 LEMA Racing	LEMA RACING	Lamborghini Huracán ST EVO 2	GTC-GTC1I	1'57.186	2'01.588	<b>1'56.280</b>	<b>5'55.054</b>	33.560	10.100	10
37	103 Easy Race	EASY RACE	Ferrari 488 Challenge Evo	GTC-GTC1I	1'56.326	<b>1'55.952</b>		<b>3'52.278</b>			6

Direttore di Gara : Antonio Canu

Direttore di Prova : Alessandro Ferrari

13/07/2024

Esposta alle: .....

